

Project:	
Type:	
Catalog #:	



SPECIFICATIONS: INTERNAL

The HATTERAS EXIT is configured with a high-output LED lamp in either 4W 12-24VDC or 5W 120VAC. The HATTERAS EXIT is available with high output LED lamps. The operating temperature is from -22°F up to 104°F (-30°C up to 40°C).

SPECIFICATIONS: EXTERNAL

The HATTERAS EXIT housings are constructed from corrosion resistant, heavy-duty cast aluminum. Fixture mounting must be specified as either ceiling mount, wall mount or pendant mount. Exit sign faceplates and frame are constructed from durable 20 gauge steel, standard with a gray baked powder coat finish. Available in custom epoxy-based powder coat finishes (please specify). Single or double face versions must be specified. Exact dimensions will vary depending on the mounting configuration.

HAZARDOUS CODE CHART

Location	Code / Designation
Class I, Division 1, Group B	C1D1GB
Class I, Division 1, Group B, C & D	C1D1GBCD
Class I, Division 1, Group C & D	C1D1GCD
Class I, Division 2, Group A, B, C & D	C1D2GABCD
Class II, Division 1, Group E, F & G	C2D1GEFG
Class II, Division 2, Group E, F & G	C2D2GEFG
Class III, Division 1 & 2	C3D12

ORDERING INFORMATION

Series	Hazardous Code	Fixture Type	Mounting	Lamps	Options
HAT-E ¹	See hazardous code chart above ³	1 (single face exit)	C (ceiling mount)	4W (12-24VDC)	SW (special wording/graphic)
		2 (double face exit)	W ⁴ (wall mount)	5W (120VAC)	CC (custom color)
			P (pendant mount)		TRN ⁵ (see transfer panel chart on next page)

NOTE 1: Freight not included for this item.

NOTE 2: Must be specified by Class, Division and Group category as per the applicable code(s) and standard(s).

NOTE 3: Exact dimensions will vary depending on actual configuration and rating classification. Contact factory for details.

NOTE 4: Wall mount option is not available for Class I Division II.

NOTE 5: If you require your exit to be illuminated under both AC and DC conditions, you will require a transfer panel.

TRANSFER PANEL - ORDERING LOGIC

If you require your exit to be illuminated under both AC and DC conditions, you will require a transfer panel. See chart below:

Series	AC	DC	Wattage	Enclosure
HAT-E	LV	12VDC	25W	HZ - Hazardous
		24VDC	50W	(Blank) Non-Hazardous


TEMPERATURE CODES

Temperature Codes Class I, Div. 1		
Lamp	4W LED	5W LED
T Code	T6	T6


Temperature Codes Class I, Div. 2		
Lamp	4W LED	5W LED
T Code	T4A	T4A

MOUNTING OPTIONS


Ceiling Mount



Pendant Mount



Wall Mount



WARRANTY

The HATTERAS EXIT comes with a 5-year factory warranty. Lamps are not covered under the warranty. Deliberate damage, misuse, improper installation effectively cancel the warranty.

SPECIFICATIONS: ELECTRICAL

CIRCUIT: The HATTERAS EXIT is configured with a high-output LED lamp in either 4W 12-24VDC or 5W 120VAC. Consult factory for 6VDC lamp.

SPECIFICATIONS: MECHANICAL

The HATTERAS EXIT housing are constructed from corrosion resistant, heavy-duty cast aluminum. Exit sign faceplates and frame are constructed from durable 20 gauge steel, standard with a white baked powder coat finish. Fixture mounting can be specified as either ceiling mount, wall mount or pendant mount. Exact dimensions and will vary depending on the mounting configuration.